

LUSINE

<i>BUILDER</i>	<i>Heesen</i>
<i>YACHT LOA</i>	<i>60.40m / 198' 2"</i>
<i>BEAM</i>	<i>10.50m / 34' 5"</i>
<i>GT</i>	<i>1060</i>
<i>YEAR</i>	<i>2022</i>
<i>ACCOM</i>	<i>16 Guests in 8 Cabins</i>
<i>CREW</i>	<i>14</i>
<i>SPEED</i>	<i>13.0 Cruising Speed</i> <i>17.5 Maximum Speed</i>



















1441

1441

































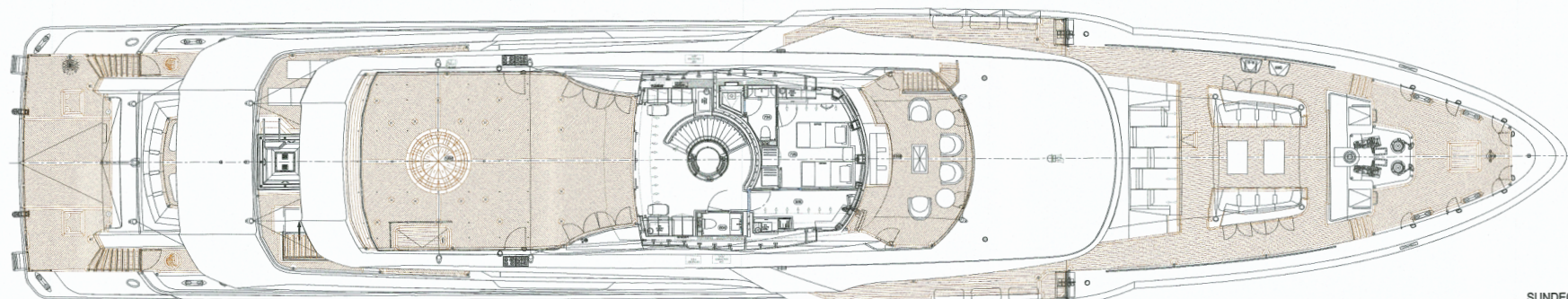






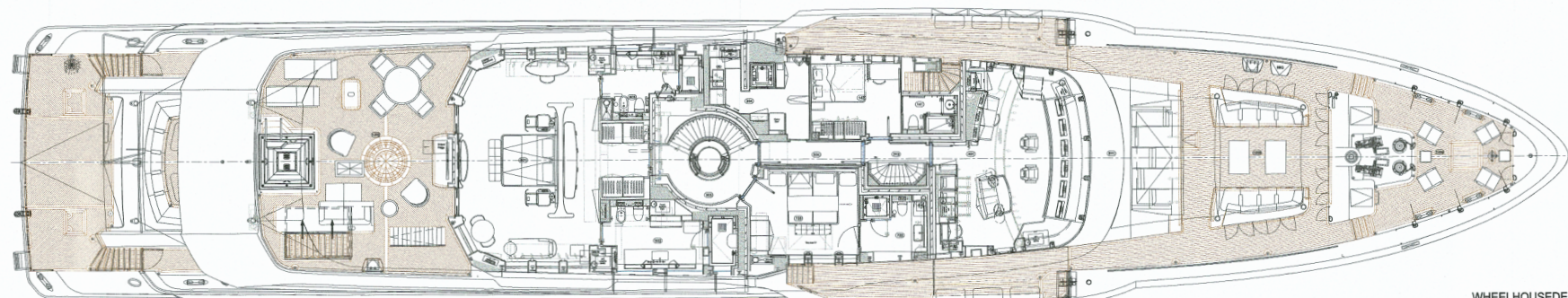
PROFILE

-3 -2 -1 0 1 2 3 4 5 6 7 8 9 10 11 12 13 14 15 16 17 18 19 20 21 22 23 24 25 26 27 28 29 30 31 32 33 34 35 36 37 38 39 40 41 42 43 44 45 46 47 48



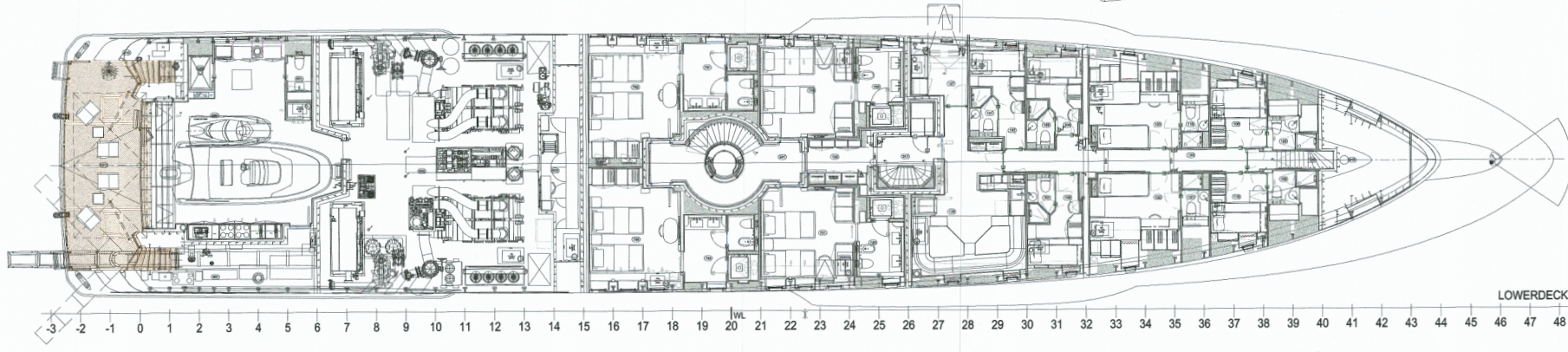
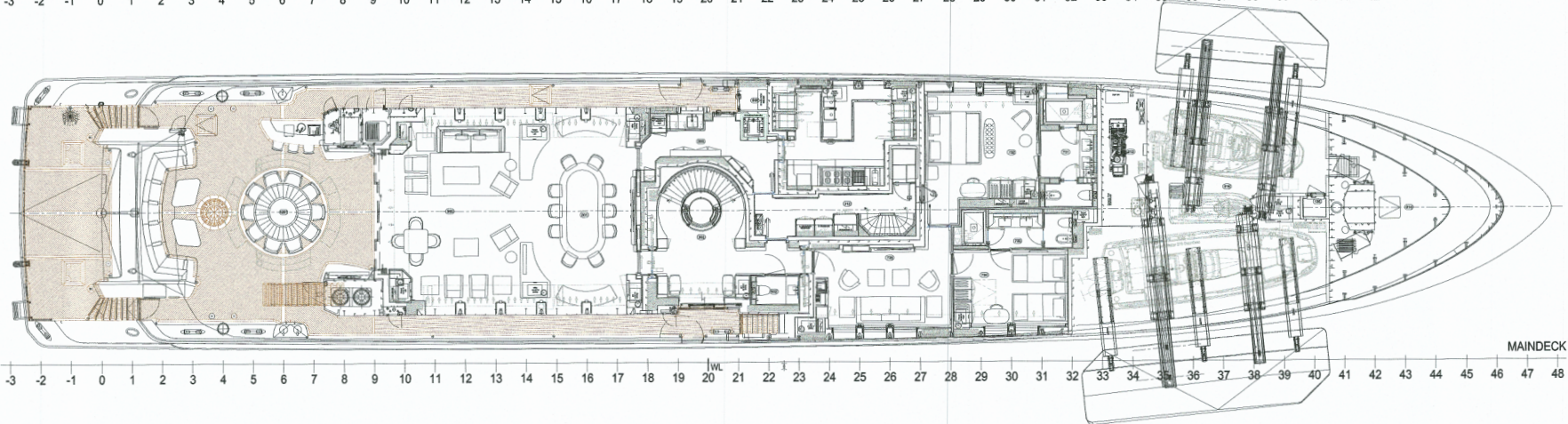
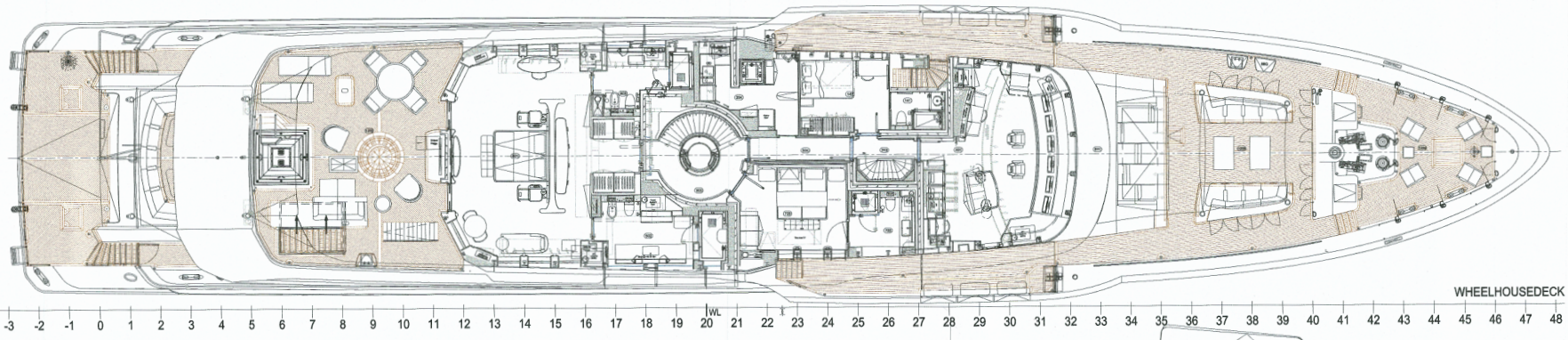
SUNDECK

-3 -2 -1 0 1 2 3 4 5 6 7 8 9 10 11 12 13 14 15 16 17 18 19 20 21 22 23 24 25 26 27 28 29 30 31 32 33 34 35 36 37 38 39 40 41 42 43 44 45 46 47 48



WHEELHOUSEDECK

-3 -2 -1 0 1 2 3 4 5 6 7 8 9 10 11 12 13 14 15 16 17 18 19 20 21 22 23 24 25 26 27 28 29 30 31 32 33 34 35 36 37 38 39 40 41 42 43 44 45 46 47 48



I. Main Characteristics

Type	<i>Fast Displacement Motor Yacht</i>
Builder	<i>Heesen Yacht</i>
Hull number	<i>YN 19360</i>
IMO number	<i>9859909</i>
MMSI number	<i>319222700</i>
Naval architect	<i>Heesen Yachts, Van Oossanen Naval Architects B.V</i>
Exterior design	<i>Omega Architecten B.V.</i>
Interior design	<i>Sinot Yaght Architecture & Design</i>
Year	<i>2022</i>
Classification	<i>Lloyds Register (Special Service CraftA1 SSC Ice Class + 100A1 SSC Yacht G6 , LMC, UMS)</i>
Construction	<i>Steel Hull Aluminium Superstructure Teack Decks</i>
Crew	<i>Up to 14</i>
Flag	<i>Cayman Islands</i>
Engine	<i>1 x 1491 kW (1,999 Hp) MTU 12V4000 M65L with Selective Catalyc Reduction (SCR)</i>
GT	<i>1,060</i>

2. Dimensions

LOA 60.40m/ 198' 2"
Beam 10.50 m /34' 5"

4. Capacities

Accommodation 16 x Guests in 8 cabins
Crew 14 crew in 7 cabins

6. Mechanical equipment

Engines 2 x 1,491 kW (1,999 Hp) MTU
12V4000 M65L with selective
catalytic reduction (SCR) Diesel
Air Conditioning Full Tropical

3. Speed and Range Under Power

Maximum Speed 17.50 knots
Cruising Speed 13.00 knots
Economical Speed 12.00 knots
Range 4,200nm at 12.00

5. Accommodation

Accommodation for up to 16 guests in 8
cabins and up to 14 crew.

Guest cabins 1 x Master Cabin
2 x VIP Cabins
5 x twin Cabins

Crew Cabin 7 x Crew Cabins

7. Tenders and Watersports Equipment

Guests 1 Boston Whaler stored in aft
garage with launching ramp